




NOAA FISHERIES

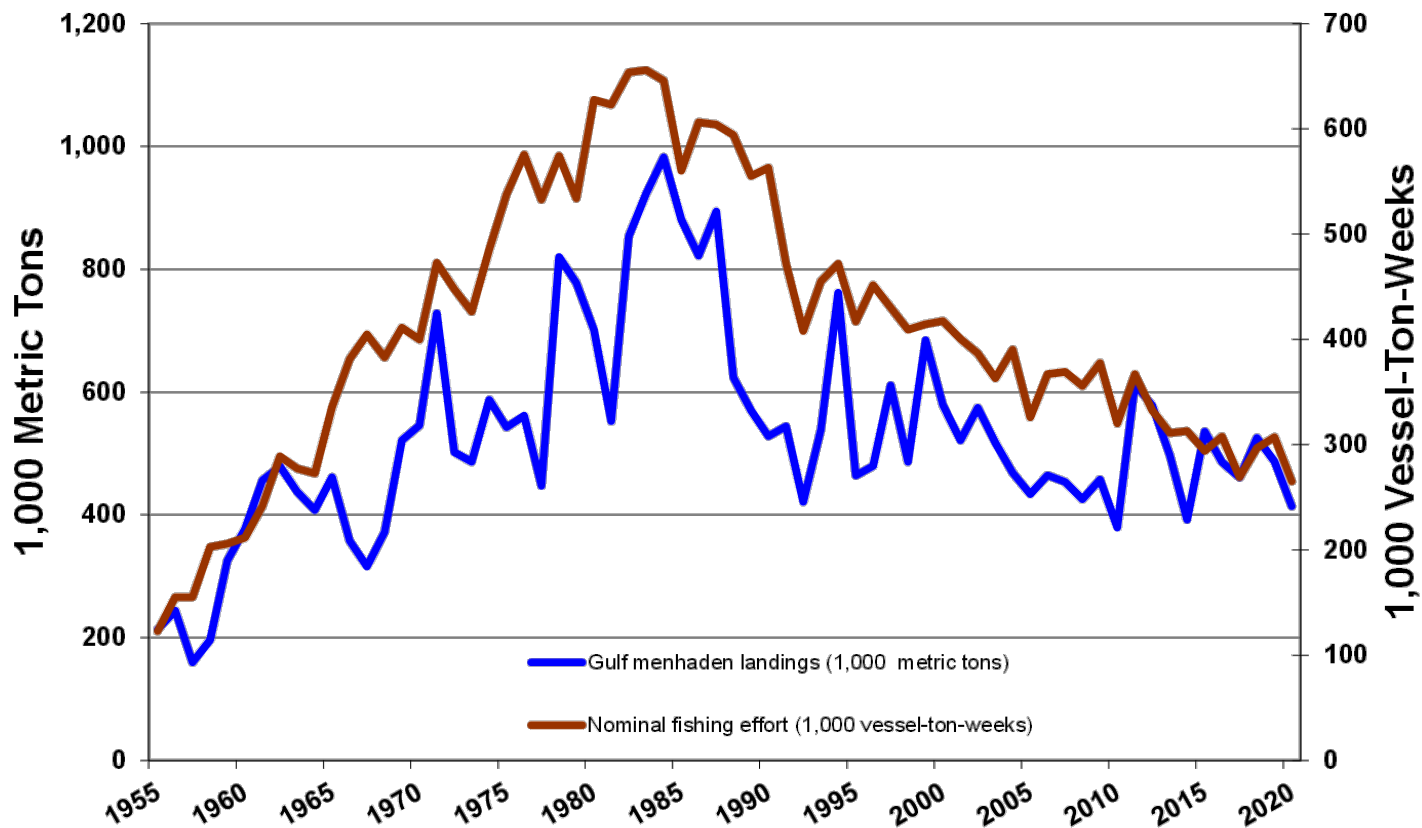
Ray Mroch
Sustainable Fisheries Branch
NMFS Beaufort Laboratory
Beaufort, NC

Review of the 2020 Gulf Menhaden Fishery and Forecast for the 2021 Fishing Season



GSMFC Spring Meeting
Teleconference
March 2, 2021

Historical Landings and Nominal Fishing Effort



Final Landings for the 2020 Gulf Menhaden Fishing Season

- 413,855 metric tons, or 1,362 million standard fish
 - Decrease of 15.0% from 2019 (486,980 mt)
 - Increase of 17.0% from previous 5-yr average (498,974 mt)



2020 Gulf Menhaden Season

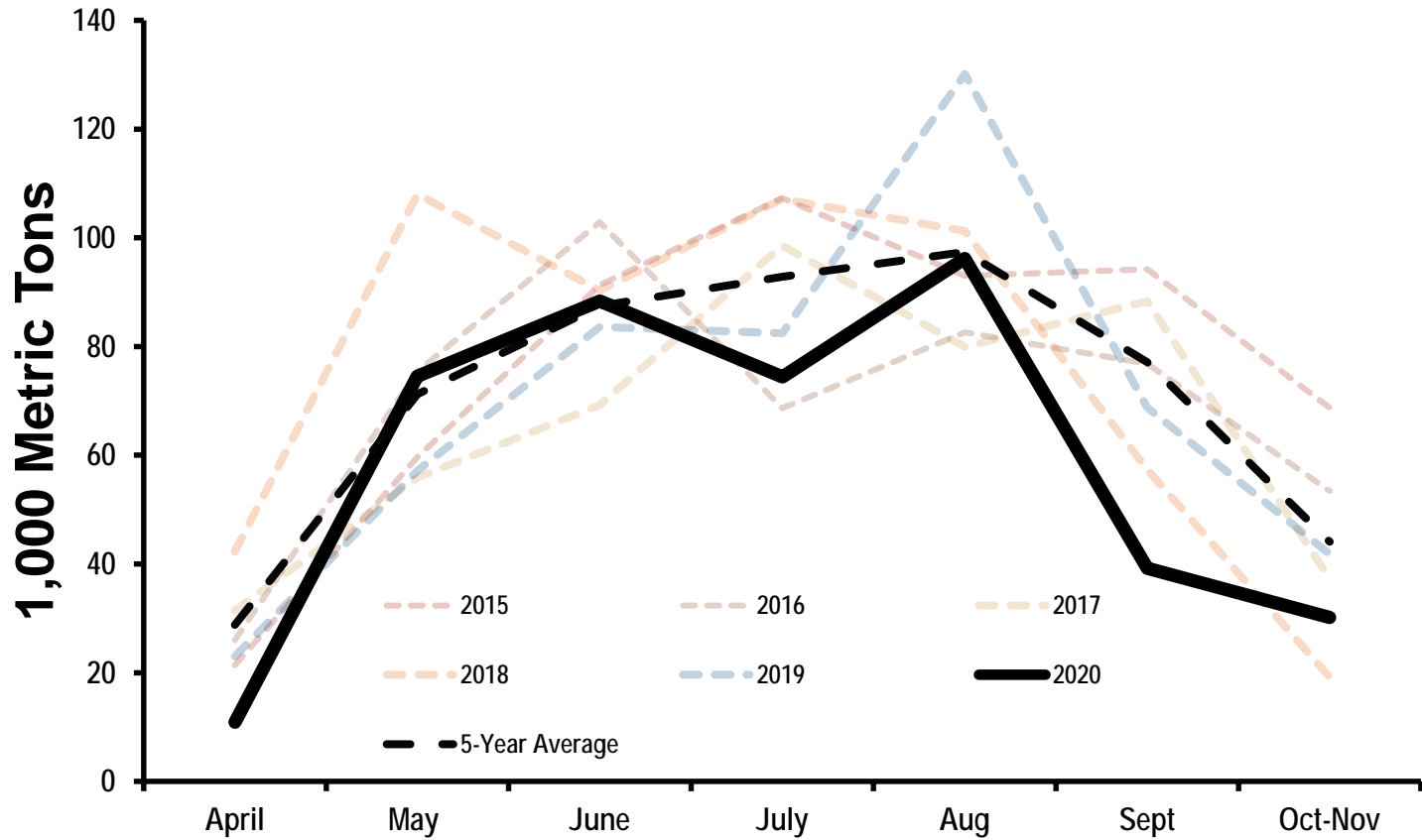
- Three menhaden factories active in the northern Gulf of Mexico in 2020:
 - Moss Point, MS; Empire, LA; and Abbeville, LA
- Warm, wet winter and wetter-than-average spring
- Below-average Gulf of Mexico Hypoxic Zone
 - Third-lowest since measurements began
- Very active hurricane season
 - Six active tropical cyclones in Gulf of Mexico

2020 Landings by Month

| Month | Landings (Metric tons) |
|--------------|---------------------------|
| April | 10,919 |
| May | 74,562 |
| June | 88,366 |
| July | 74,419 |
| August | 96,213 |
| September | 39,225 |
| Oct./Nov. | 30,152 |
| Total | 498,974 |



2020 Landings by Month



Vessel Participation in 2020

- 33 vessels fished in 2020
 - 28 regular factory vessels
 - Five run boats
- 265,200 vessel-ton-weeks in 2020
 - Decreased 13.6% from 2019 (305,700 vessel-ton-weeks)




Age Compositions in 2020 by Port

from preliminary catch-at-age matrix

- Critical equipment failure at the beginning of the 2018 fishing season
- Data collection complete for all years
 - Age estimation complete for 2018, 2019
- Results of age estimation research are in press
- 2020 age estimates will be started soon

How do 2020 landings compare to the March 2020 Forecast?

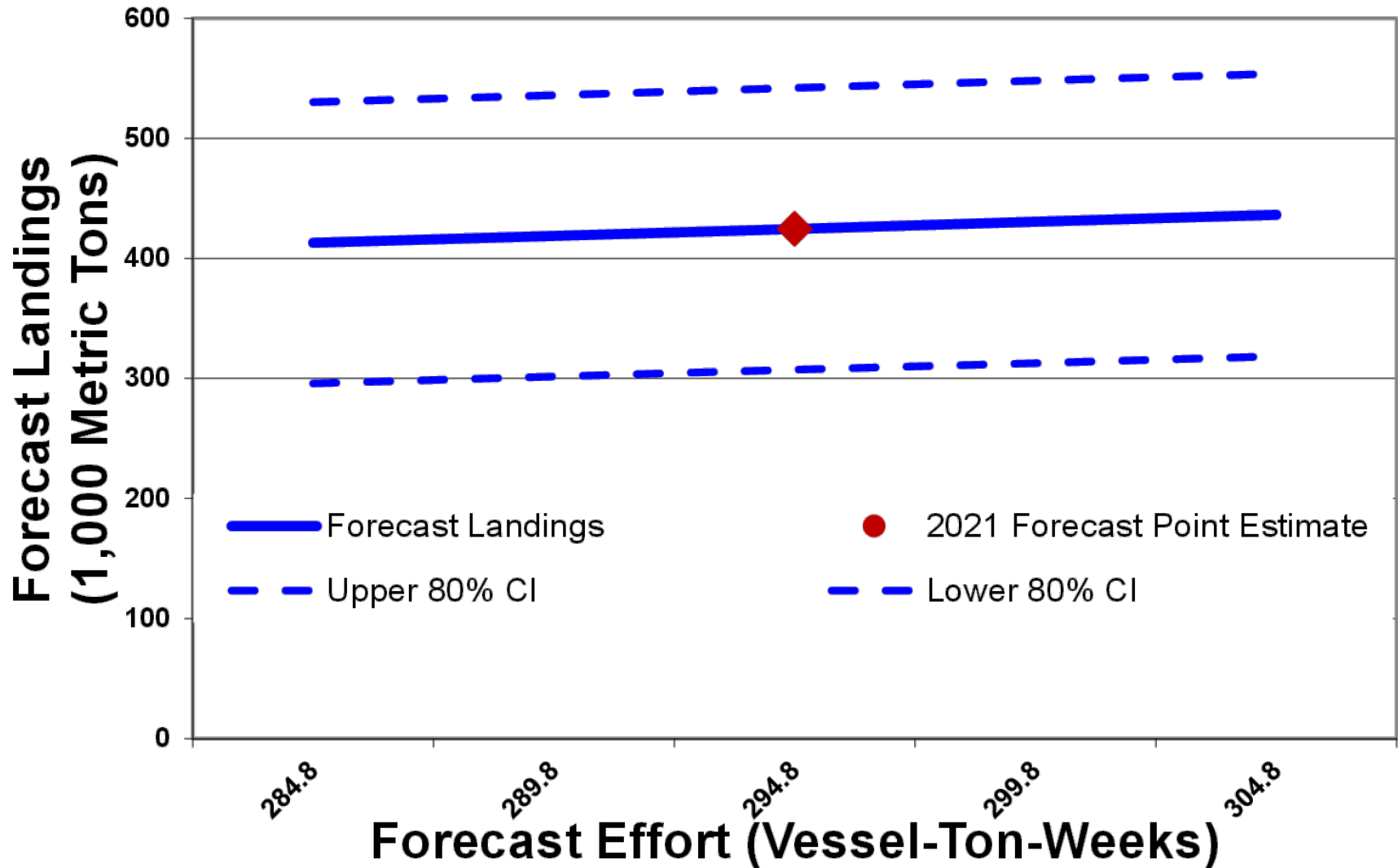
- 2020 Final Landings 413,855 mt
- March 2020 Forecast 434,000 mt w/ 290,400 v-t-wks of nominal effort
 - Actual landings 4.6% lower
- “Hindcast” for 2020 399,100 mt w/ 265,100 v-t-wks of nominal effort
 - Actual landings 3.7% higher



2021 Gulf Menhaden Forecast

- For 2021, we expect:
 - As in 2021, three factories active: Moss Point, Empire, and Abbeville
 - 34 vessels: 29 regular factory vessels, up to 5 run boats, and one bait boat
 - We estimate 294,800 vessel ton weeks of nominal fishing effort in 2021
 - Forecast for 2021 landings of 424,500 mt
 - w/ 80% CI of 307,000 and 542,000 mt

2021 Gulf Menhaden Forecast, Continued



2021 Gulf Menhaden Forecast, continued

- Forecast Report available end of this week at NMFS Fishery Market News website:

<https://www.st.nmfs.noaa.gov/commercial-fisheries/market-news/index>

- Note to Industry:
 - Guidebooks to be sent to factories by next week.
 - Blank CDFR forms will be sent once printing is complete.

CAPTAIN'S DAILY FISHING REPORT

Net Number: _____

VESSEL NAME: GULF SHORE DATE: 6/23/11 OFFICE USE ONLY
month day year VESSEL NUMBER: _____
 PLANT NUMBER: _____

PLANT: 9055 POT

IF VESSEL DID NOT LEAVE THE DOCK ON THIS FISHING DAY, CHECK HERE IF VESSEL LEFT THE DOCK AND DID NOT MAKE ANY SETS ON THE FISHING GROUND THIS FISHING DAY, CHECK HERE

| SET NO. | TIME (Midway) | | FISH #/00 | PLANT NO. | CDFR 5-DIGIT CODE | GPS (lat, lon - N/E degrees, minutes, decimal seconds) | | MILES TO SHORE | WEATHER CONDITIONS | | | |
|---------|---------------|-------|-----------|-----------|-------------------|--|-----------|----------------|--------------------|----------|----------|------------|
| | START | END | | | | LATITUDE | LONGITUDE | | Cloud Cover | Air Temp | Wind Dir | Wind Speed |
| 1 | 8:15 | 8:55 | 50 | 43 | 55336 | 29 24 61 | 89 23 25 | 11.5 | 3 | 87 | 110 | 0 |
| 2 | 9:25 | 9:55 | 95 | 0 | 55337 | 29 24 54 | 89 23 28 | 2.3 | 3 | 84 | 110 | 5 |
| 3 | 10:10 | 10:45 | 60 | 44 | 55326 | 29 24 10 | 89 23 87 | 11.8 | 3 | 86 | 110 | 0 |
| 4 | 12:15 | 1:25 | 125 | 0 | 55325 | 29 26 41 | 89 28 06 | 2.0 | 3 | 86 | 115 | 0 |
| 5 | | | | | | | | | | | | |
| 6 | | | | | | | | | | | | |
| 7 | | | | | | | | | | | | |
| 8 | | | | | | | | | | | | |
| 9 | | | | | | | | | | | | |
| 10 | | | | | | | | | | | | |
| 11 | | | | | | | | | | | | |
| 12 | | | | | | | | | | | | |
| 13 | | | | | | | | | | | | |
| 14 | | | | | | | | | | | | |
| 15 | | | | | | | | | | | | |

PUMP OUT: _____ COMMENTS: _____
 DATE/TIME RETURN TO DOCK: 6/23/11 16:15 hrs Capt. Fat Back
CAPTAIN'S SIGNATURE

FORM CDFR-100 (Rev. 10/01)

2021 Port Sampling

- Port Samplers have been chosen
- Port Sampler Electronic Reporting upgrade underway
 - Electronic Fish Measuring Boards purchased, new procedure complete
- Travel cancelled through this quarter, training to be completed via videoconferencing

